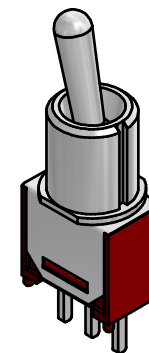
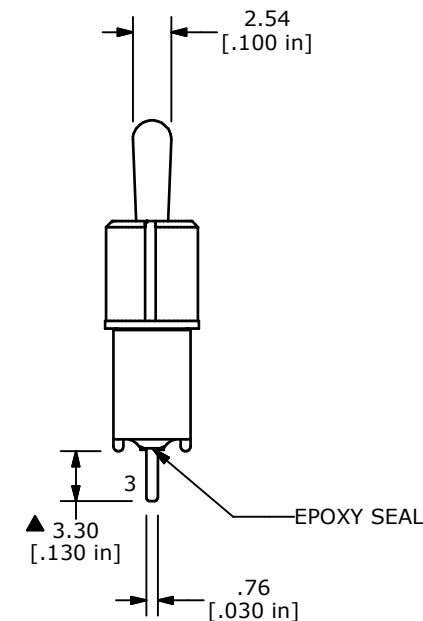
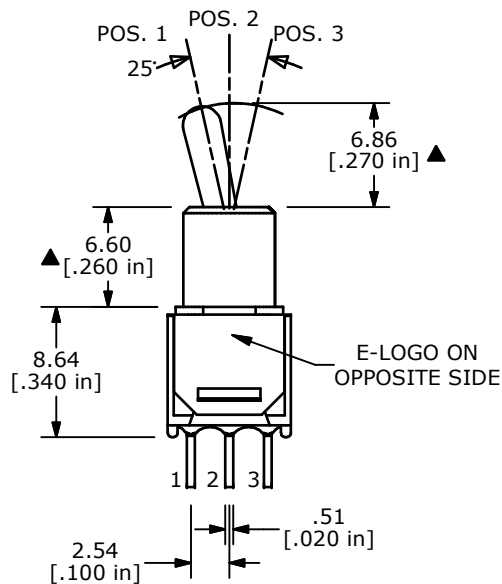
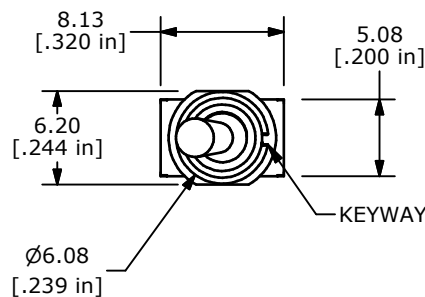
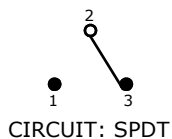


RECOMMENDED
PANEL MOUNTING



SWITCH FUNCTION		
POS. 1	POS. 2	POS. 3
ON	OFF	ON
2-3	OPEN	2-1

(ON) = MOMENTARY



NOTE:

1. ALL DIMENSIONS IN MM [INCH]
2. GENERAL TOLERANCE: X.X=±0.4
X.XX=±0.25
3. TERMINAL NUMBERS FOR REF ONLY
- ▲4. PLATING MATERIAL: SILVER
5. RATING: 3A @ 120VAC OR 28VDC
1A @ 250VAC
6. ELECTRIC LIFE: 30,000 MAKE-AND-BREAK CYCLES
AT FULL LOAD.
7. INSULATION RESISTANCE: 1,000 MΩ MIN.
8. DIELECTRIC STRENGTH: 1,000 V RMS @SEA LEVEL.
9. CONTACT RESISTANCE: 20mΩ MAX. INITIAL @2-4VDC
100mA FOR BOTH SILVER AND GOLD PLATED CONTACTS.
10. OPERATING TEMP.: -30°C to 85°C
11. 2002/95/EC (ROHS) COMPLIANT
12. ▲ DENOTES CRITICAL PARAMETER.



TITLE 200MSP3T5B8M2QE				
SCALE	DATE 4/14/2014	DR EBP	DWG T221076	REV A

A	21434	RELEASED FOR PRODUCTION	4/14/14	EBP
REV	PCR NO	DESCRIPTION	DATE	BY

THE INFORMATION CONTAINED IN THIS DOCUMENT IS PROPRIETARY TO E-SWITCH AND IS NOT TO BE COPIED OR TRANSFERRED